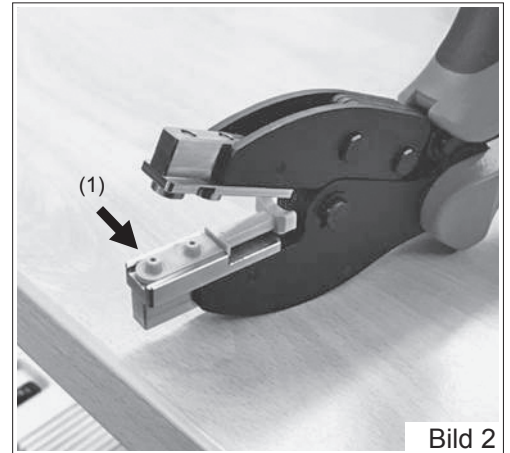





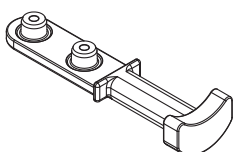


1. Nippel-Zange.
2. Nippel in die Zange einlegen.



3. Lamelle auf den Nippel legen.
4. Verpressen.



5. Lamelle aus der Zange nehmen.
6. Fertige Lamelle.



(1) Führungsschienennippel